

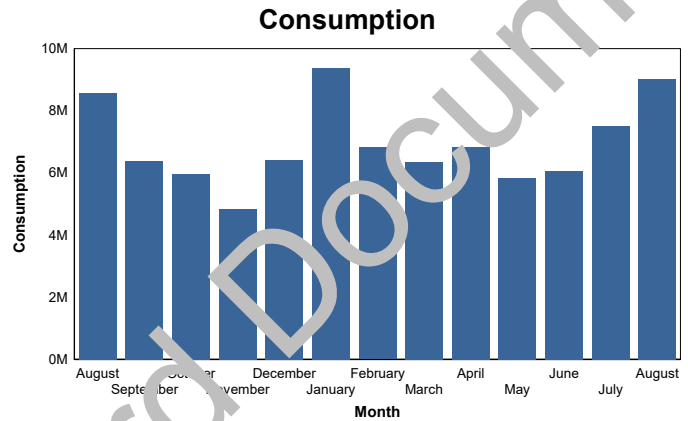
Lewes Board of Public Works Billing Revenues and Quantities

August 2018

Electric

	No. of Meters	Same Month Last Year	Revenue	Same Month Last Year	KWH Consumed	Same Month Last Year
Residential	3,271	3,264	\$ 516,773	\$ 510,277	4,127,343	4,021,114
Commercial	392	395	\$ 149,996	\$ 141,550	1,083,079	1,013,710
Industrial	34	33	\$ 351,507	\$ 338,635	3,425,522	3,156,225
City	21	21	\$ 12,751	\$ 12,956	94,730	95,510
BPW	40	40	\$ 31,666	\$ 30,206	280,894	269,559
Total	3,758	3,753	\$ 1,062,693	\$ 1,033,624	9,011,568	8,556,122

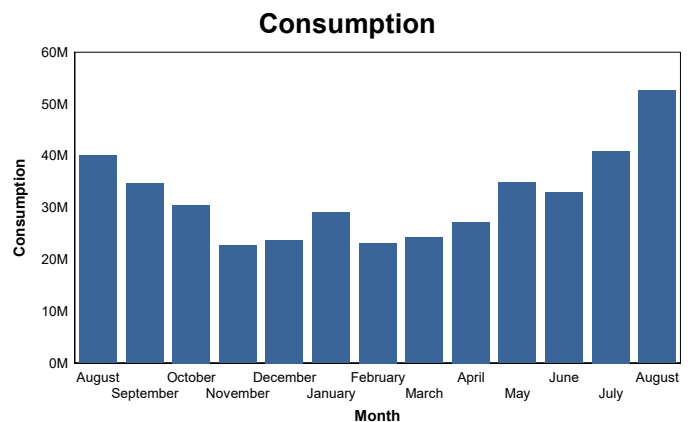
Financial Year	Month	KWH Consumed	
2017 - 2018	August	8,556,122	
	September	6,374,467	
	October	5,955,522	
	November	4,847,766	
	December	6,416,379	
	January	9,384,559	
	February	6,815,735	
	March	6,343,259	
	2018 - 2019	April	6,827,639
		May	5,850,026
		June	6,080,647
		July	7,503,004
August		9,011,568	



Water

	No. of Meters	Same Month Last Year	Revenue	Same Month Last Year	GAL Consumed	Same Month Last Year
Residential	2,993	2,952	\$ 77,359	\$ 77,359	17,341,912	16,903,498
Commercial	144	142	\$ 40,049	\$ 21,480	16,199,500	8,449,000
Industrial	33	32	\$ 45,564	\$ 32,747	18,743,600	14,229,200
City	13	13	\$ 881	\$ 1,028	291,200	379,300
BPW	4	4	\$ 283	\$ 193	75,300	36,900
Total	3,187	3,143	\$ 174,859	\$ 132,806	52,651,512	39,997,898

Financial Year	Month	GAL Consumed	
2017 - 2018	August	39,997,898	
	September	34,684,442	
	October	30,529,810	
	November	22,679,709	
	December	23,789,509	
	January	29,123,219	
	February	23,210,717	
	March	24,255,882	
	2018 - 2019	April	27,218,407
		May	34,777,915
		June	32,925,314
		July	40,978,113
August		52,651,512	



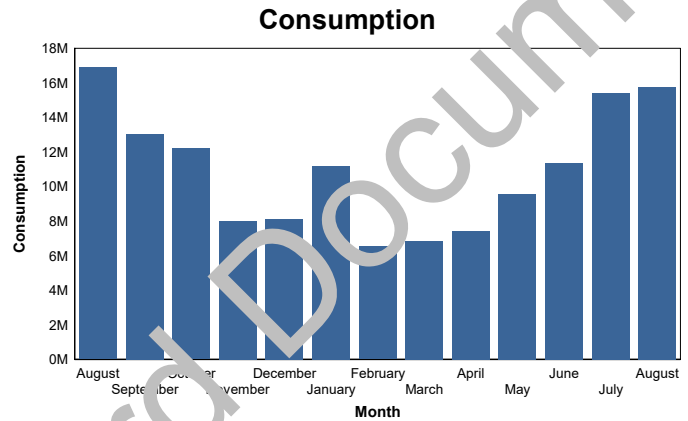
**Lewes Board of Public Works
Billing Revenues and Quantities**

August 2018

Sewage

	No. of Meters	Same Month Last Year	Revenue	Same Month Last Year	GAL Consumed	Same Month Last Year
Residential	2,688	2,668	\$ 206,645	\$ 201,639	10,610,431	11,301,880
Commercial	133	131	\$ 23,024	\$ 23,825	1,915,440	2,107,520
Industrial	28	27	\$ 29,214	\$ 29,589	2,993,120	3,168,080
City	13	13	\$ 2,301	\$ 2,699	233,680	304,080
BPW	3	3	\$ 338	\$ 337	9,840	9,020
Total	2,865	2,842	\$ 261,522	\$ 258,089	15,762,511	16,591,480

Financial Year	Month	GAL Consumed
2017 - 2018	August	16,891,480
	September	13,068,201
	October	12,200,709
	November	7,980,789
	December	8,102,690
	January	11,193,908
	February	6,523,697
2018 - 2019	March	6,823,668
	April	7,460,157
	May	9,533,033
	June	11,361,271
	July	15,431,013
	August	15,762,511



Storm Water

	No. of Meters	Same Month Last Year	Revenue	Same Month Last Year
Residential	2,754	2,734	\$ 13,777	\$ 13,690
Commercial	141	141	\$ 1,410	\$ 1,410
Industrial	28	28	\$ 580	\$ 600
City	13	13	\$ 130	\$ 130
BPW	6	6	\$ 70	\$ 70
Total	2,942	2,922	\$ 15,967	\$ 15,900

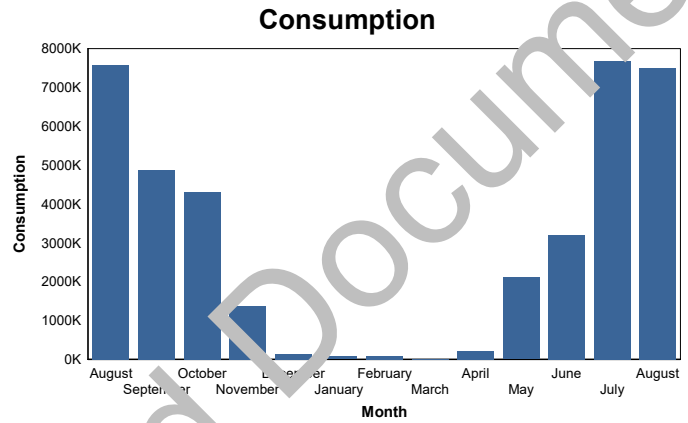
**Lewes Board of Public Works
Billing Revenues and Quantities**

August 2018

Irrigation

	No. of Meters	Same Month Last Year	Revenue	Same Month Last Year	GAL Consumed	Same Month Last Year
Residential	468	448	\$ 18,753	\$ 17,404	6,721,637	6,619,300
Commercial	28	28	\$ 973	\$ 1,052	370,800	433,100
Industrial	4	4	\$ 562	\$ 637	240,000	286,200
City	5	5	\$ 432	\$ 567	167,600	246,900
Total	505	485	\$ 20,720	\$ 19,659	7,500,037	7,585,500

Financial Year	Month	GAL Consumed
2017 - 2018	August	7,585,500
	September	4,867,900
	October	4,306,100
	November	1,376,200
	December	137,504
	January	77,510
	February	81,900
	March	11,800
2018 - 2019	April	217,603
	May	2,107,608
	June	3,209,442
	July	7,683,544
	August	7,500,037



Preliminary Board Document