

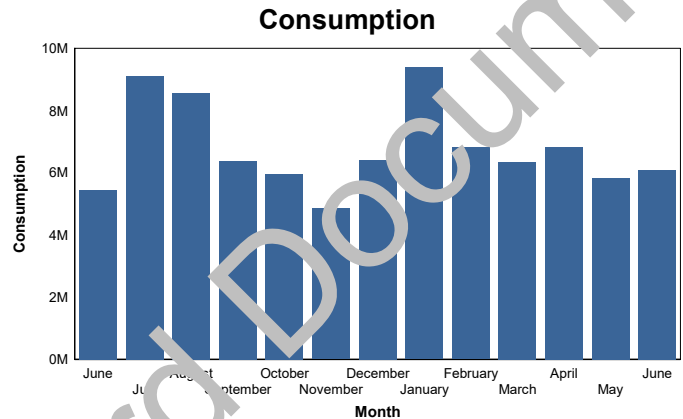
Lewes Board of Public Works Billing Revenues and Quantities

June 2018

Electric

	No. of Meters	Same Month Last Year	Revenue	Same Month Last Year	KWH Consumed	Same Month Last Year
Residential	3,274	3,260	\$ 302,253	\$ 287,407	2,323,191	2,013,041
Commercial	392	393	\$ 102,678	\$ 116,409	752,880	801,143
Industrial	34	33	\$ 274,508	\$ 269,381	2,671,108	2,353,865
City	21	21	\$ 10,153	\$ 11,423	78,787	83,350
BPW	40	40	\$ 27,758	\$ 23,283	254,681	196,740
Total	3,761	3,747	\$ 717,350	\$ 707,903	6,080,647	5,447,648

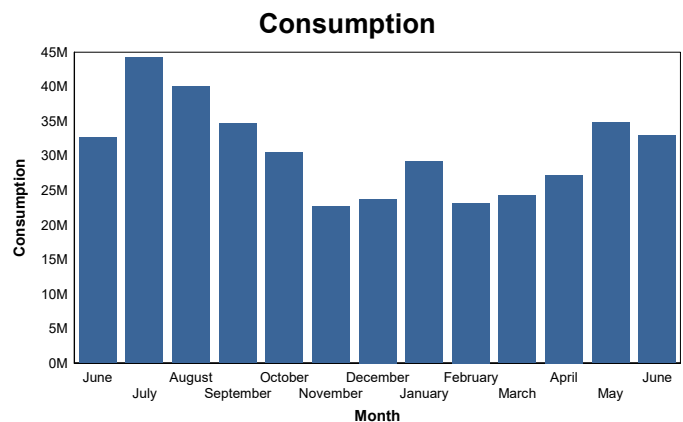
Financial Year	Month	KWH Consumed	
2017 - 2018	June	5,447,648	
	July	9,107,925	
	August	8,556,122	
	September	6,374,467	
	October	5,955,522	
	November	4,847,766	
	December	6,416,379	
	January	9,384,559	
	February	6,815,735	
	March	6,343,160	
	2018 - 2019	April	6,827,639
		May	5,850,026
June		6,080,647	



Water

	No. of Meters	Same Month Last Year	Revenue	Same Month Last Year	GAL Consumed	Same Month Last Year
Residential	2,984	2,947	\$ 63,329	\$ 68,880	11,513,814	11,136,933
Commercial	144	140	\$ 16,032	\$ 16,246	5,454,800	5,947,300
Industrial	33	32	\$ 38,788	\$ 35,268	15,720,400	15,439,700
City	13	13	\$ 714	\$ 576	214,100	162,300
BPW	4	4	\$ 164	\$ 179	22,200	30,300
Total	3,178	3,136	\$ 132,027	\$ 121,150	32,925,314	32,716,533

Financial Year	Month	GAL Consumed	
2017 - 2018	June	32,716,533	
	July	44,247,097	
	August	39,997,898	
	September	34,684,442	
	October	30,529,810	
	November	22,679,709	
	December	23,789,509	
	January	29,123,219	
	February	23,210,717	
	March	24,255,882	
	2018 - 2019	April	27,218,407
		May	34,777,915
June		32,925,314	



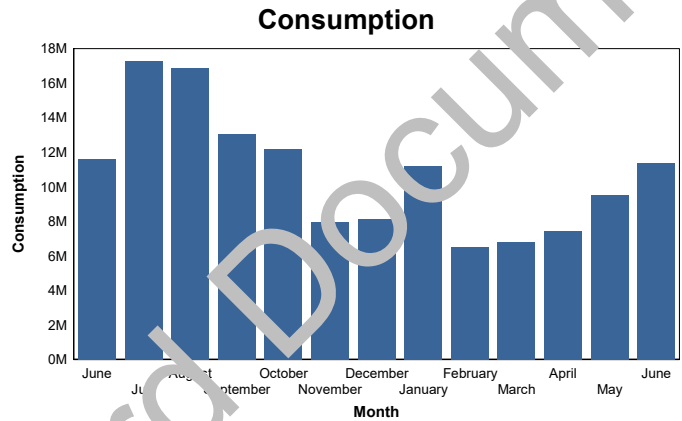
**Lewes Board of Public Works
Billing Revenues and Quantities**

June 2018

Sewage

	No. of Meters	Same Month Last Year	Revenue	Same Month Last Year	GAL Consumed	Same Month Last Year
Residential	2,687	2,664	\$ 189,389	\$ 179,260	7,375,751	7,130,347
Commercial	133	129	\$ 19,497	\$ 18,531	1,342,400	1,353,600
Industrial	28	27	\$ 25,925	\$ 28,465	2,461,440	3,004,320
City	13	13	\$ 1,922	\$ 1,649	171,920	130,320
BPW	3	3	\$ 337	\$ 337	9,760	9,740
Total	2,864	2,836	\$ 237,071	\$ 228,241	11,361,271	11,228,427

Financial Year	Month	GAL Consumed	
2017 - 2018	June	11,628,427	
	July	17,275,258	
	August	16,891,480	
	September	13,068,201	
	October	12,200,709	
	November	7,980,789	
	December	8,102,690	
	January	11,193,908	
	February	6,523,697	
	March	6,823,668	
	2018 - 2019	April	7,460,157
		May	9,533,033
June		11,361,271	



Storm Water

	No. of Meters	Same Month Last Year	Revenue	Same Month Last Year
Residential	2,749	2,732	\$ 13,777	\$ 13,675
Commercial	141	140	\$ 1,420	\$ 1,410
Industrial	28	28	\$ 580	\$ 580
City	13	13	\$ 130	\$ 130
BPW	6	6	\$ 70	\$ 70
Total	2,937	2,919	\$ 15,977	\$ 15,865

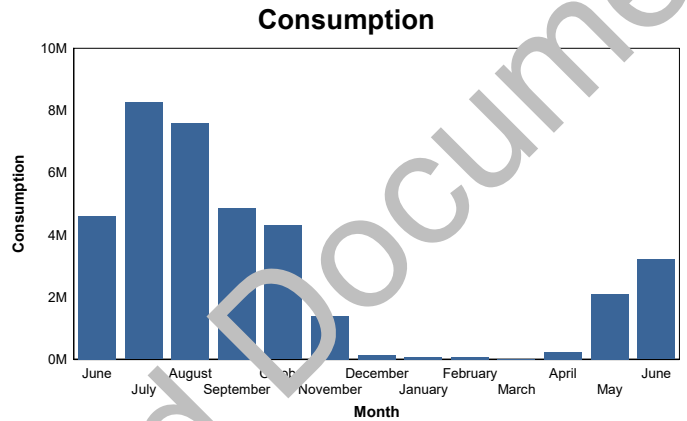
**Lewes Board of Public Works
Billing Revenues and Quantities**

June 2018

Irrigation

	No. of Meters	Same Month Last Year	Revenue	Same Month Last Year	GAL Consumed	Same Month Last Year
Residential	463	447	\$ 8,425	\$ 11,655	2,743,942	4,219,200
Commercial	28	28	\$ 695	\$ 521	246,800	180,300
Industrial	4	4	\$ 188	\$ 341	72,900	150,900
City	5	5	\$ 383	\$ 180	145,800	61,100
Total	500	484	\$ 9,691	\$ 12,698	3,209,442	4,611,500

Financial Year	Month	GAL Consumed	
2017 - 2018	June	4,611,500	
	July	8,249,500	
	August	7,585,500	
	September	4,867,900	
	October	4,306,100	
	November	1,376,200	
	December	137,504	
	January	77,510	
	February	81,900	
	March	11,800	
	2018 - 2019	April	217,603
		May	2,107,608
June		3,209,442	



Preliminary Board Document