

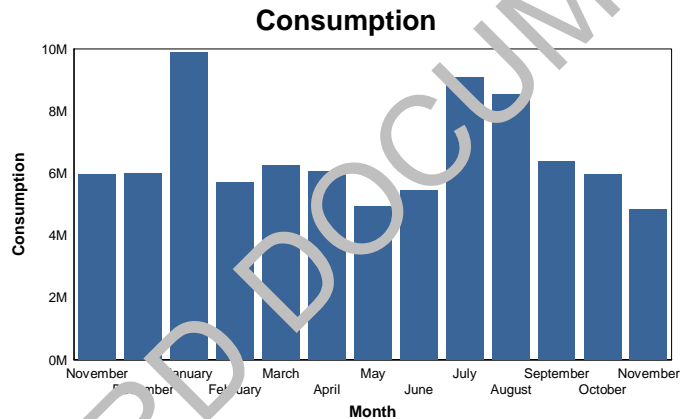
**Lewes Board of Public Works**  
**Billing Revenues and Quantities (Monthwise)**

**November (2017 - 2018)**

**Electric**

	No. of Meters	Same Month Last Year	Revenue	Same Month Last Year	KWH Consumed	Same Month Last Year
<b>Residential</b>	3,262	3,255	\$ 250,295	\$ 282,873	1,785,599	2,063,751
<b>Commercial</b>	395	397	\$ 83,844	\$ 96,515	586,255	674,104
<b>Industrial</b>	34	33	\$ 235,834	\$ 306,276	2,212,220	2,906,216
<b>City</b>	21	22	\$ 12,441	\$ 17,312	95,881	137,310
<b>BPW</b>	40	39	\$ 20,072	\$ 23,564	167,160	194,894
<b>Total</b>	<b>3,752</b>	<b>3,746</b>	<b>\$ 602,485</b>	<b>\$ 726,540</b>	<b>4,847,115</b>	<b>5,976,305</b>

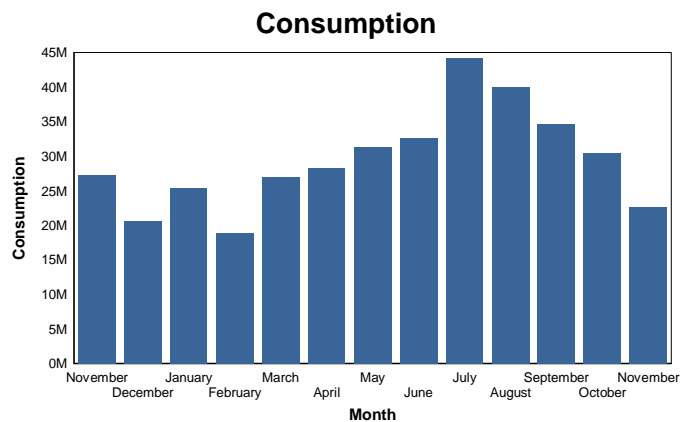
Financial Year	Month	KWH Consumed
<b>2016 - 2017</b>	<b>November</b>	5,976,305
	<b>December</b>	5,994,101
	<b>January</b>	9,890,263
	<b>February</b>	5,726,675
	<b>March</b>	6,264,274
<b>2017 - 2018</b>	<b>April</b>	6,069,281
	<b>May</b>	4,932,724
	<b>June</b>	5,447,648
	<b>July</b>	9,107,925
	<b>August</b>	8,556,122
	<b>September</b>	6,374,467
	<b>October</b>	5,955,522
<b>November</b>	4,847,115	



**Water**

	No. of Meters	Same Month Last Year	Revenue	Same Month Last Year	GAL Consumed	Same Month Last Year
<b>Residential</b>	2,960	2,927	\$ 56,445	\$ 57,277	6,717,009	8,326,602
<b>Commercial</b>	143	141	\$ 14,126	\$ 8,215	4,868,100	2,372,600
<b>Industrial</b>	34	30	\$ 26,560	\$ 34,810	10,985,400	16,350,400
<b>City</b>	13	14	\$ 445	\$ 783	89,700	227,100
<b>BPW</b>	4	3	\$ 156	\$ 130	19,500	19,400
<b>Total</b>	<b>3,154</b>	<b>3,115</b>	<b>\$ 107,732</b>	<b>\$ 101,215</b>	<b>22,679,709</b>	<b>27,296,102</b>

Financial Year	Month	GAL Consumed
<b>2016 - 2017</b>	<b>November</b>	27,296,102
	<b>December</b>	20,673,036
	<b>January</b>	25,462,871
	<b>February</b>	18,935,904
	<b>March</b>	26,921,642
<b>2017 - 2018</b>	<b>April</b>	28,239,244
	<b>May</b>	31,374,448
	<b>June</b>	32,716,533
	<b>July</b>	44,247,097
	<b>August</b>	39,997,898
	<b>September</b>	34,684,442
	<b>October</b>	30,529,810
<b>November</b>	22,679,709	



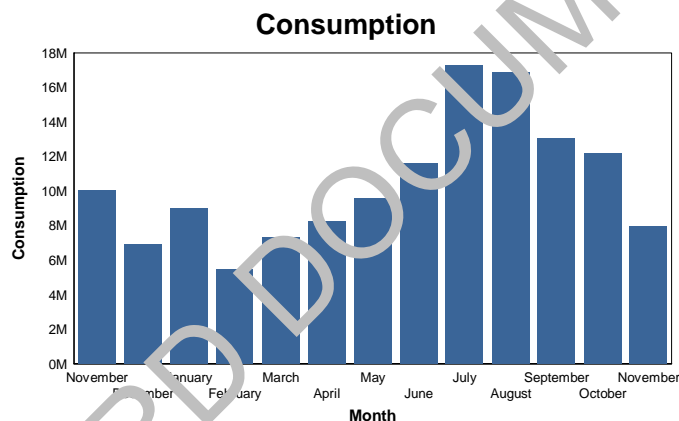
**Lewes Board of Public Works**  
**Billing Revenues and Quantities (Monthwise)**

November (2017 - 2018)

**Sewage**

	No. of Meters	Same Month Last Year	Revenue	Same Month Last Year	GAL Consumed	Same Month Last Year
<b>Residential</b>	2,671	2,650	\$ 164,311	\$ 168,265	4,258,869	5,425,648
<b>Commercial</b>	132	130	\$ 17,296	\$ 18,302	1,009,520	1,214,160
<b>Industrial</b>	28	27	\$ 26,404	\$ 29,349	2,629,040	3,326,000
<b>City</b>	13	13	\$ 1,301	\$ 1,455	72,160	97,600
<b>BPW</b>	3	2	\$ 344	\$ 287	11,200	9,920
<b>Total</b>	<b>2,847</b>	<b>2,822</b>	<b>\$ 209,655</b>	<b>\$ 217,658</b>	<b>7,980,789</b>	<b>10,073,408</b>

Financial Year	Month	GAL Consumed
<b>2016 - 2017</b>	<b>November</b>	10,073,408
	<b>December</b>	6,890,173
	<b>January</b>	8,998,779
	<b>February</b>	5,491,486
	<b>March</b>	7,320,048
<b>2017 - 2018</b>	<b>April</b>	8,263,719
	<b>May</b>	9,609,301
	<b>June</b>	11,628,427
	<b>July</b>	17,275,258
	<b>August</b>	16,891,480
	<b>September</b>	13,068,201
	<b>October</b>	12,200,709
	<b>November</b>	7,980,789



**Storm Water**

	No. of Meters	Same Month Last Year	Revenue	Same Month Last Year
<b>Residential</b>	2,737	2,726	\$ 13,695	\$ 13,650
<b>Commercial</b>	141	141	\$ 1,410	\$ 1,400
<b>Industrial</b>	28	27	\$ 580	\$ 560
<b>City</b>	13	14	\$ 130	\$ 140
<b>BPW</b>	6	5	\$ 70	\$ 60
<b>Total</b>	<b>2,925</b>	<b>2,913</b>	<b>\$ 15,885</b>	<b>\$ 15,810</b>

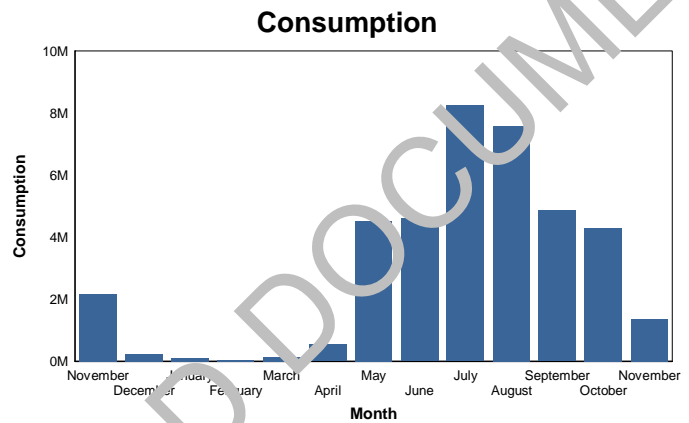
**Lewes Board of Public Works**  
**Billing Revenues and Quantities (Monthwise)**

November (2017 - 2018)

**Irrigation**

	No. of Meters	Same Month Last Year	Revenue	Same Month Last Year	GAL Consumed	Same Month Last Year
<b>Residential</b>	453	442	\$ 4,648	\$ 5,765	1,149,000	1,912,500
<b>Commercial</b>	28	28	\$ 358	\$ 394	102,800	119,900
<b>Industrial</b>	4	4	\$ 269	\$ 218	116,200	91,200
<b>City</b>	5	5	\$ 79	\$ 189	8,200	62,700
<b>Total</b>	<b>490</b>	<b>479</b>	<b>\$ 5,353</b>	<b>\$ 6,566</b>	<b>1,376,200</b>	<b>2,186,300</b>

Financial Year	Month	GAL Consumed
<b>2016 - 2017</b>	<b>November</b>	2,186,300
	<b>December</b>	253,500
	<b>January</b>	106,300
	<b>February</b>	48,200
	<b>March</b>	141,100
<b>2017 - 2018</b>	<b>April</b>	549,800
	<b>May</b>	4,536,100
	<b>June</b>	4,611,500
	<b>July</b>	8,249,500
	<b>August</b>	7,585,500
	<b>September</b>	4,867,900
	<b>October</b>	4,306,100
<b>November</b>	1,376,200	



PRELIMINARY BOARD DOCUMENT

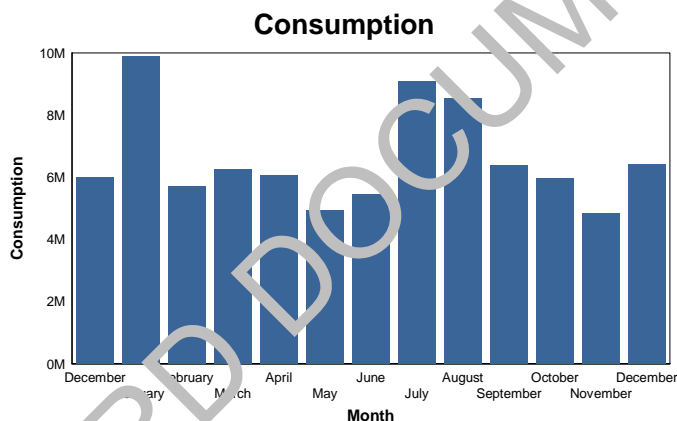
**Lewes Board of Public Works**  
**Billing Revenues and Quantities (Monthwise)**

December (2017 - 2018)

**Electric**

	No. of Meters	Same Month Last Year	Revenue	Same Month Last Year	KWH Consumed	Same Month Last Year
<b>Residential</b>	3,257	3,251	\$ 362,942	\$ 322,730	2,868,741	2,425,892
<b>Commercial</b>	395	394	\$ 103,249	\$ 94,115	746,028	659,190
<b>Industrial</b>	34	33	\$ 256,072	\$ 275,717	2,429,101	2,641,943
<b>City</b>	21	22	\$ 17,278	\$ 16,543	135,117	123,001
<b>BPW</b>	40	40	\$ 26,413	\$ 18,810	234,970	144,075
<b>Total</b>	<b>3,747</b>	<b>3,740</b>	<b>\$ 765,953</b>	<b>\$ 727,914</b>	<b>6,413,957</b>	<b>5,994,101</b>

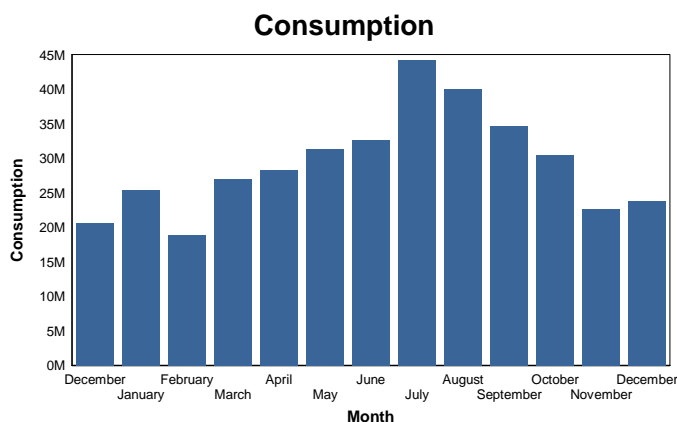
Financial Year	Month	KWH Consumed
<b>2016 - 2017</b>	December	5,994,101
	January	9,890,263
	February	5,726,675
	March	6,264,274
<b>2017 - 2018</b>	April	6,069,281
	May	4,932,724
	June	5,447,648
	July	9,107,925
	August	8,556,122
	September	6,374,467
	October	5,955,522
	November	4,847,115
	December	6,413,957



**Water**

	No. of Meters	Same Month Last Year	Revenue	Same Month Last Year	GAL Consumed	Same Month Last Year
<b>Residential</b>	2,964	2,927	\$ 56,671	\$ 54,912	6,430,209	5,327,236
<b>Commercial</b>	144	141	\$ 13,295	\$ 6,606	4,464,400	1,543,000
<b>Industrial</b>	33	31	\$ 30,451	\$ 29,806	12,770,500	13,730,200
<b>City</b>	13	13	\$ 390	\$ 345	60,900	53,700
<b>BPW</b>	4	4	\$ 228	\$ 144	56,200	18,900
<b>Total</b>	<b>3,158</b>	<b>3,116</b>	<b>\$ 111,035</b>	<b>\$ 91,812</b>	<b>23,782,209</b>	<b>20,673,036</b>

Financial Year	Month	GAL Consumed
<b>2016 - 2017</b>	December	20,673,036
	January	25,462,871
	February	18,935,904
	March	26,921,642
<b>2017 - 2018</b>	April	28,239,244
	May	31,374,448
	June	32,716,533
	July	44,247,097
	August	39,997,898
	September	34,684,442
	October	30,529,810
	November	22,679,709
	December	23,782,209



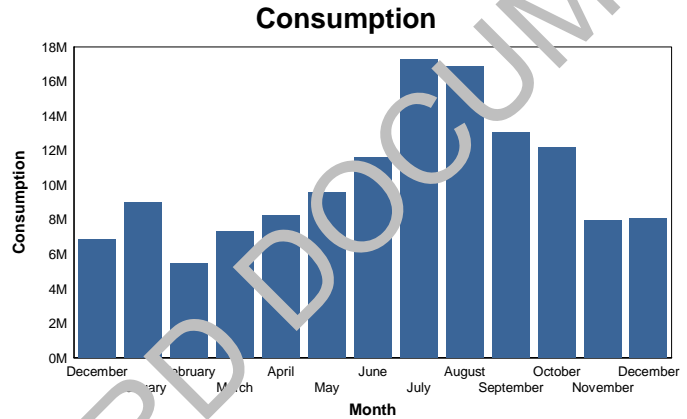
**Lewes Board of Public Works**  
**Billing Revenues and Quantities (Monthwise)**

December (2017 - 2018)

**Sewage**

	No. of Meters	Same Month Last Year	Revenue	Same Month Last Year	GAL Consumed	Same Month Last Year
<b>Residential</b>	2,674	2,649	\$ 164,240	\$ 159,100	4,241,810	3,513,053
<b>Commercial</b>	133	130	\$ 17,303	\$ 15,631	998,480	772,960
<b>Industrial</b>	28	27	\$ 27,773	\$ 25,087	2,793,360	2,551,280
<b>City</b>	13	13	\$ 1,161	\$ 1,124	49,040	42,900
<b>BPW</b>	3	3	\$ 360	\$ 337	14,160	9,920
<b>Total</b>	<b>2,851</b>	<b>2,822</b>	<b>\$ 210,837</b>	<b>\$ 201,279</b>	<b>8,096,850</b>	<b>6,890,173</b>

Financial Year	Month	GAL Consumed
<b>2016 - 2017</b>	<b>December</b>	6,890,173
	<b>January</b>	8,998,779
	<b>February</b>	5,491,486
	<b>March</b>	7,320,048
<b>2017 - 2018</b>	<b>April</b>	8,263,719
	<b>May</b>	9,609,301
	<b>June</b>	11,628,427
	<b>July</b>	17,275,258
	<b>August</b>	16,891,480
	<b>September</b>	13,068,201
	<b>October</b>	12,200,709
	<b>November</b>	7,980,789
	<b>December</b>	8,096,850



**Storm Water**

	No. of Meters	Same Month Last Year	Revenue	Same Month Last Year
<b>Residential</b>	2,738	2,728	\$ 13,700	\$ 13,645
<b>Commercial</b>	142	141	\$ 1,420	\$ 1,400
<b>Industrial</b>	28	27	\$ 580	\$ 560
<b>City</b>	13	14	\$ 130	\$ 140
<b>BPW</b>	6	5	\$ 70	\$ 60
<b>Total</b>	<b>2,927</b>	<b>2,915</b>	<b>\$ 15,900</b>	<b>\$ 15,805</b>

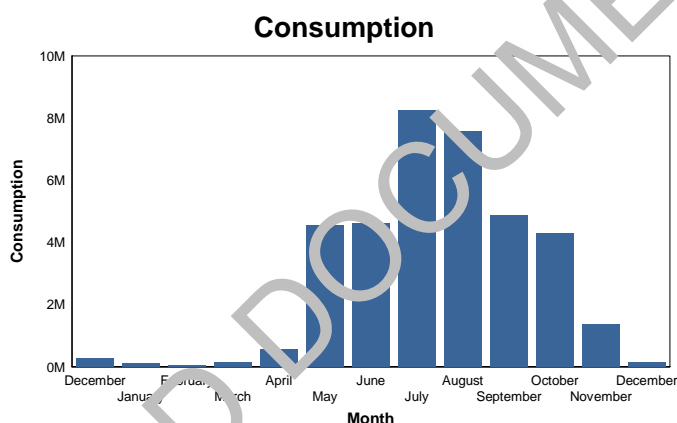
**Lewes Board of Public Works**  
**Billing Revenues and Quantities (Monthwise)**

December (2017 - 2018)

**Irrigation**

	No. of Meters	Same Month Last Year	Revenue	Same Month Last Year	GAL Consumed	Same Month Last Year
<b>Residential</b>	454	440	\$ 2,170	\$ 2,130	86,804	194,200
<b>Commercial</b>	28	28	\$ 246	\$ 216	49,400	27,400
<b>Industrial</b>	4	4	\$ 25	\$ 56	0	12,400
<b>City</b>	5	5	\$ 64	\$ 106	1,000	19,500
<b>Total</b>	<b>491</b>	<b>477</b>	<b>\$ 2,505</b>	<b>\$ 2,508</b>	<b>137,204</b>	<b>253,500</b>

Financial Year	Month	GAL Consumed
<b>2016 - 2017</b>	<b>December</b>	253,500
	<b>January</b>	106,300
	<b>February</b>	48,200
	<b>March</b>	141,100
<b>2017 - 2018</b>	<b>April</b>	549,800
	<b>May</b>	4,536,100
	<b>June</b>	4,611,500
	<b>July</b>	8,249,500
	<b>August</b>	7,585,500
	<b>September</b>	4,867,900
	<b>October</b>	4,306,100
	<b>November</b>	1,376,200
	<b>December</b>	137,204



PRELIMINARY BOARD DOCUMENT