

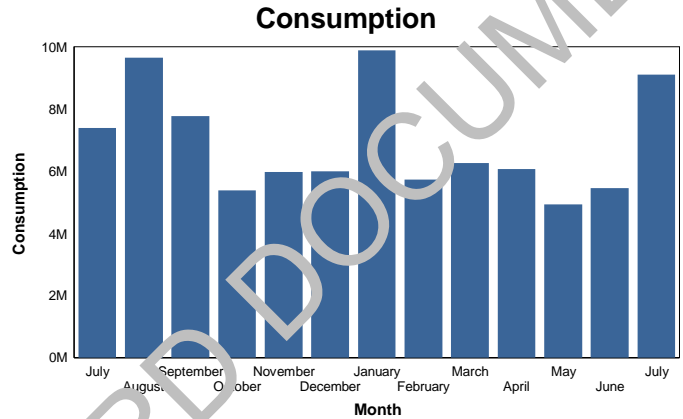
**Lewes Board of Public Works
Billing Revenues and Quantities**

July (2017 - 2018)

Electric

	No. of Meters	Same Month Last Year	Revenue	Same Month Last Year	KWH Consumed	Same Month Last Year
Residential	3,263	3,246	\$ 516,861	\$ 417,018	4,066,180	3,227,179
Commercial	393	400	\$ 130,285	\$ 134,653	1,048,589	955,482
Industrial	33	33	\$ 389,045	\$ 316,023	3,652,790	2,915,586
City	21	21	\$ 13,499	\$ 13,369	99,471	108,701
BPW	40	41	\$ 27,739	\$ 23,775	240,895	196,069
Total	3,750	3,741	\$ 1,077,430	\$ 904,837	9,107,925	7,303,317

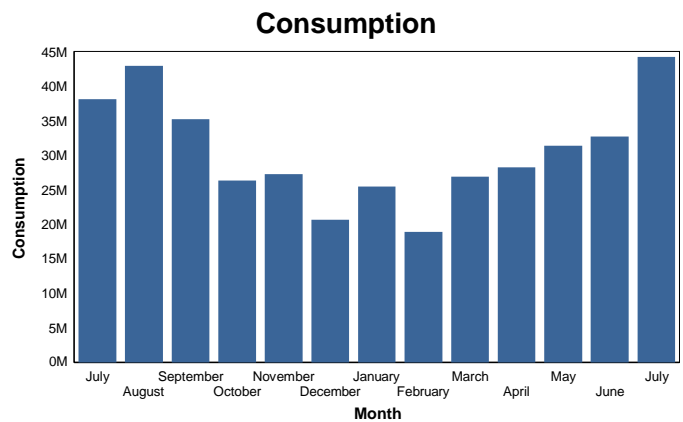
Financial Year	Month	KWH Consumed	
2016 - 2017	July	7,393,317	
	August	9,655,078	
	September	7,774,055	
	October	5,379,368	
	November	5,976,305	
	December	5,994,101	
	January	9,890,263	
	February	5,726,675	
	March	6,264,274	
	2017 - 2018	April	6,069,281
		May	4,932,724
		June	5,447,648
July		9,107,925	



Water

	No. of Meters	Same Month Last Year	Revenue	Same Month Last Year	GAL Consumed	Same Month Last Year
Residential	2,951	2,897	\$ 70,478	\$ 70,478	18,124,697	15,809,149
Commercial	141	141	\$ 16,555	\$ 12,647	7,044,100	4,630,400
Industrial	32	30	\$ 42,099	\$ 37,355	18,702,300	17,399,500
City	13	14	\$ 953	\$ 812	343,300	295,600
BPW	4	3	\$ 184	\$ 128	32,700	19,600
Total	3,141	3,085	\$ 146,388	\$ 121,419	44,247,097	38,154,249

Financial Year	Month	GAL Consumed	
2016 - 2017	July	38,154,249	
	August	42,945,205	
	September	35,210,203	
	October	26,337,104	
	November	27,296,102	
	December	20,673,036	
	January	25,462,871	
	February	18,935,904	
	March	26,921,642	
	2017 - 2018	April	28,239,244
		May	31,374,448
		June	32,716,533
July		44,247,097	



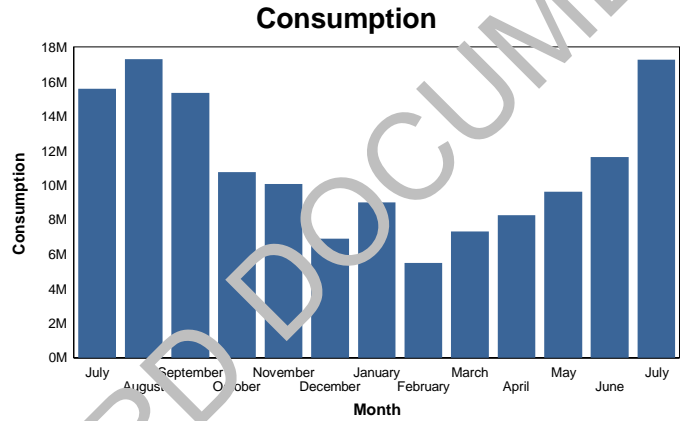
**Lewes Board of Public Works
Billing Revenues and Quantities**

July (2017 - 2018)

Sewage

	No. of Meters	Same Month Last Year	Revenue	Same Month Last Year	GAL Consumed	Same Month Last Year
Residential	2,667	2,622	\$ 201,458	\$ 193,373	11,241,898	10,083,112
Commercial	130	130	\$ 23,606	\$ 20,756	2,093,520	1,617,200
Industrial	27	27	\$ 32,349	\$ 32,361	3,654,880	3,661,760
City	13	13	\$ 2,525	\$ 2,119	275,200	207,920
BPW	3	2	\$ 336	\$ 298	9,760	12,080
Total	2,840	2,794	\$ 260,273	\$ 248,906	17,275,258	15,522,072

Financial Year	Month	GAL Consumed	
2016 - 2017	July	15,582,072	
	August	17,306,285	
	September	15,351,466	
	October	10,752,146	
	November	10,073,408	
	December	6,890,173	
	January	8,998,779	
	February	5,491,486	
	March	7,320,048	
	2017 - 2018	April	8,263,719
		May	9,609,301
		June	11,628,427
July		17,275,258	



Storm Water

	No. of Meters	Same Month Last Year	Revenue	Same Month Last Year	GAL Consumed	Same Month Last Year
Residential	2,733	2,700	\$ 3,665	\$ 13,520	0	0
Commercial	141	140	\$ 1,410	\$ 1,307	0	0
Industrial	28	26	\$ 580	\$ 540	0	0
City	13	14	\$ 130	\$ 140	0	0
BPW	6	5	\$ 70	\$ 60	0	0
Total	2,921	2,885	\$ 15,855	\$ 15,567	0	0

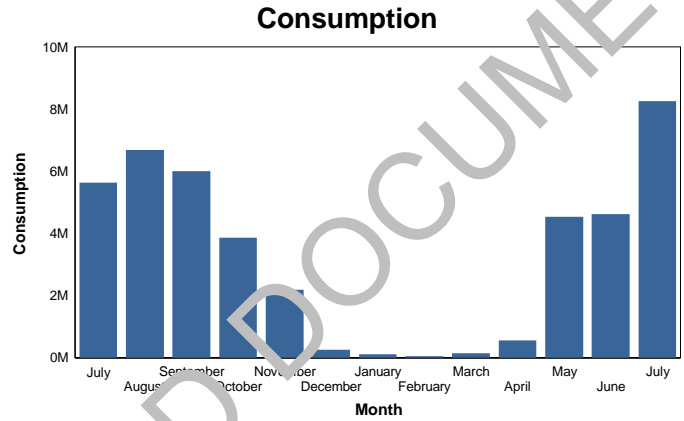
**Lewes Board of Public Works
Billing Revenues and Quantities**

July (2017 - 2018)

Irrigation

	No. of Meters	Same Month Last Year	Revenue	Same Month Last Year	GAL Consumed	Same Month Last Year
Residential	447	435	\$ 19,075	\$ 11,648	7,305,000	4,940,100
Commercial	28	28	\$ 951	\$ 844	385,000	344,400
Industrial	4	4	\$ 477	\$ 399	215,600	183,000
City	5	5	\$ 771	\$ 391	343,900	103,400
Total	484	472	\$ 21,273	\$ 13,281	8,249,500	5,631,900

Financial Year	Month	GAL Consumed	
2016 - 2017	July	5,631,800	
	August	6,681,900	
	September	5,998,200	
	October	3,858,100	
	November	2,186,300	
	December	253,500	
	January	106,300	
	February	48,200	
	March	141,100	
	2017 - 2018	April	549,800
		May	4,536,100
		June	4,611,500
July		8,249,500	



PRELIMINARY BOARD DOCUMENT